


AccuForce 12V - 33Ah | VRLA Battery



Specifications

Nominal Voltage	12 V	
Number of cells	6	
Design Life	10 years	
Dimensions	Length	195 mm
	Width	130 mm
	Height	155 mm
	Total Height	168 mm
Approx. Weight	9.7 kg	
Nominal Capacity (25°C)	10 hours rate (3.30 A, 10.8 V)	33.0 Ah
	5 hours rate (5.58 A, 10.5 V)	27.9 Ah
	1 hour rate (22.3 A, 9.6 V)	22.3 Ah
Max. Discharge Current (25°C)	330 A (5s)	
Internal Resistance	12 mOhms	
Fully Charged battery (25°C)		
Self-Discharge	3% of capacity declined per month at 20°C (average)	
	Discharge	-10~60°C
Operating Temperature Range	Charge	-10~55°C
	Storage	-20~60°C
Short Circuit Current	850 A	
Charge Methods:	Cycle use	2.40-2.45 Vpc
	Maximum charging current	9.9 A
	Temperature compensation	-30 mV/°C
	Standby use	2.20-2.30 Vpc
Constant Voltage Charge (25°C)	Temperature compensation	-20 mV/°C

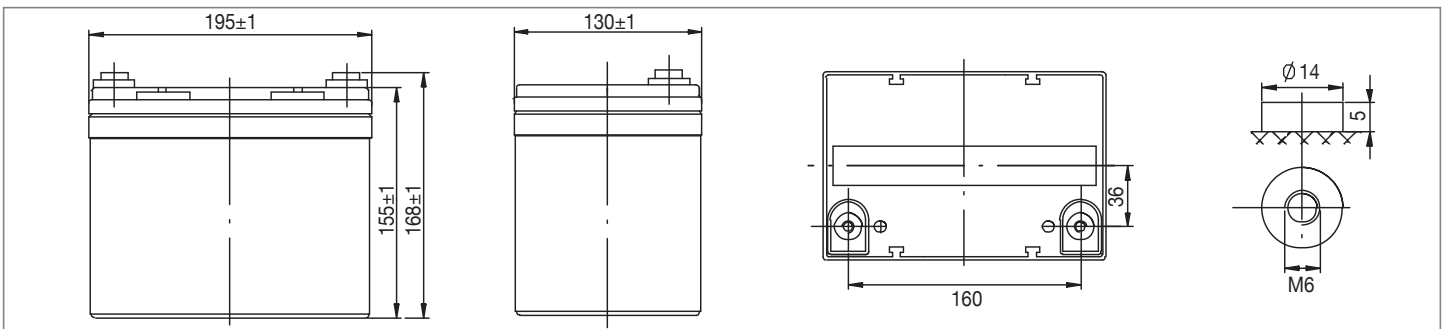
Applications

- Uninterruptible Power Supplies (UPS)
- Electric Power Systems (EPS)
- Emergency backup power supplies
- Electronic apparatus and equipment
- Communication power supplies
- DC power supplies
- Auto control system

Battery Construction

Component	Positive Plate	Negative Plate	Container	Cover	Safety Valve	Terminal	Separator	Electrolyte
Raw material	Lead dioxide	Lead	ABS	ABS	Rubber	Pb	Fiberglass	Sulfuric acid

Dimensions



Constant Current Discharge (Amperes) at 25°C

End Voltage (Volts/Cell)	10 min	15 min	30 min	1 h	3 h	5 h	10 h	20 h
1.60 V	69.3	57.1	32.6	22.3	9.08	6.30	3.36	1.81
1.65 V	65.0	54.1	31.3	21.9	8.97	6.25	3.35	1.79
1.70 V	60.0	51.4	30.4	21.2	8.45	6.15	3.32	1.78
1.75 V	56.1	47.8	29.4	20.3	8.25	5.58	3.31	1.76
1.80 V	51.4	44.8	28.8	19.8	8.18	5.50	3.30	1.75

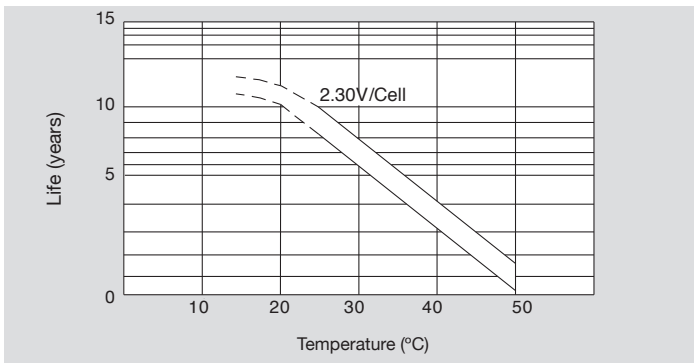
Constant Power Discharge (Watts/Cell) at 25°C

End Voltage (Volts/Cell)	10 min	15 min	30 min	45 min	1 h	2 h	3 h	5 h
1.60 V	122	100	65.3	45.5	40.9	23.3	17.4	12.2
1.65 V	116	98.6	61.7	44.2	40.5	23.1	17.3	11.9
1.70 V	110	95.7	60.0	43.5	39.9	22.6	16.8	11.5
1.75 V	104	92.0	58.0	42.5	39.1	21.8	16.0	11.3
1.80 V	97.7	89.0	56.0	41.5	38.3	21.0	15.2	11.0

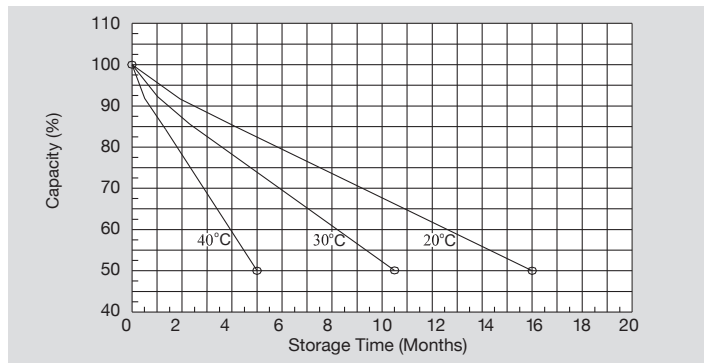
(Note) The above characteristics data are average values obtained within three charge/discharge cycles not the minimum values.

AccuForce 12V - 33Ah | VRLA Battery

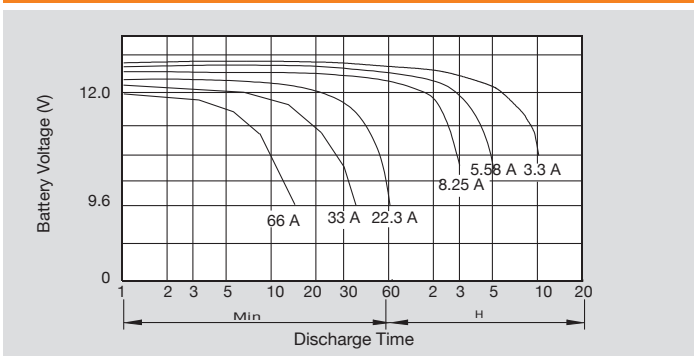
Temperature Effects on Float Life



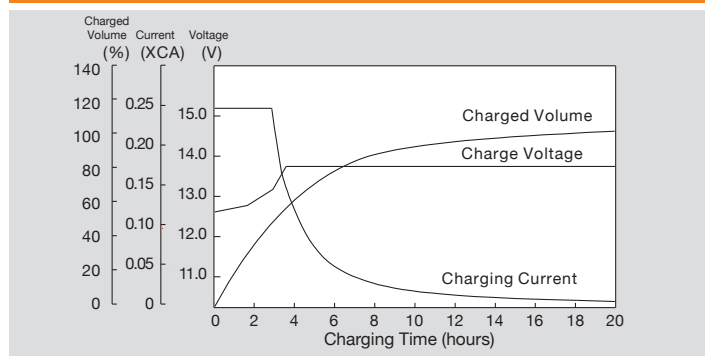
Self Discharge Characteristics



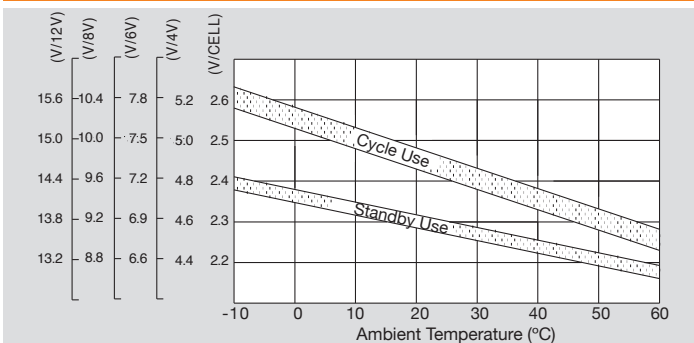
Discharge Characteristics (25°C)



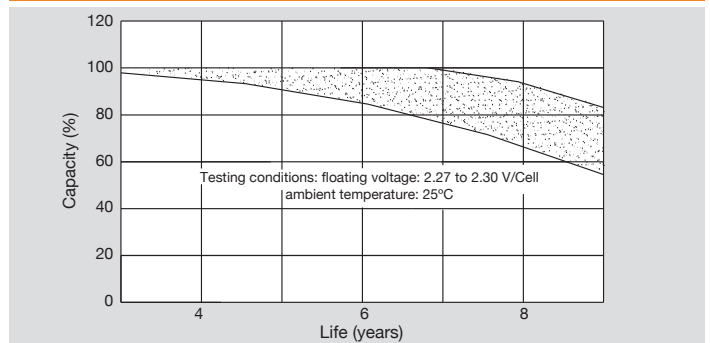
Constant Voltage Charging Characteristic (0.25 CA, 25°C)



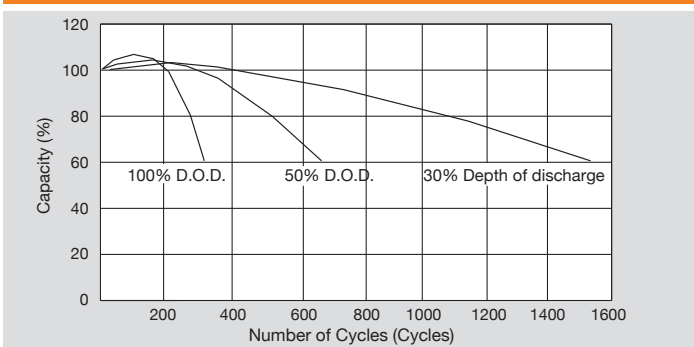
Relationship Between Charging Voltage and Temperature



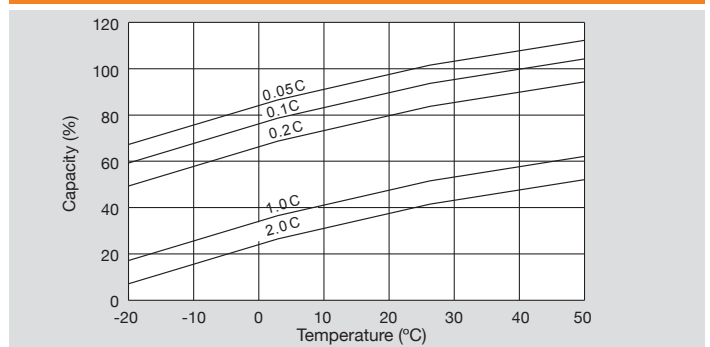
Life Characteristics of Standby Use



Cycle Service Life in Relation to Depth of Discharge



Temperature Effects on Capacity



SYSTEMS SUNLIGHT S.A.

Headquarters

2 Ermou & Nikis Str., Syntagma Sq.
105 63 Athens, Attica, Greece

T +30 210 6245400 F +30 210 6245409

European Manufacturing Plant

672 00 Neo Olvio, Xanthi, Greece

T +30 25410 48100 F +30 25410 95446

Global Service Department

366 Tatoiou Str.

136 73 Acharnes, Attica, Greece

T +30 210 6245600 F +30 210 6245619

